




GLOBE Europe-Eurasia Regional Meeting

New and Upcoming Web and App
Enhancements

Reviewing and Approving GLOBE
Accounts and Schools

November 2024

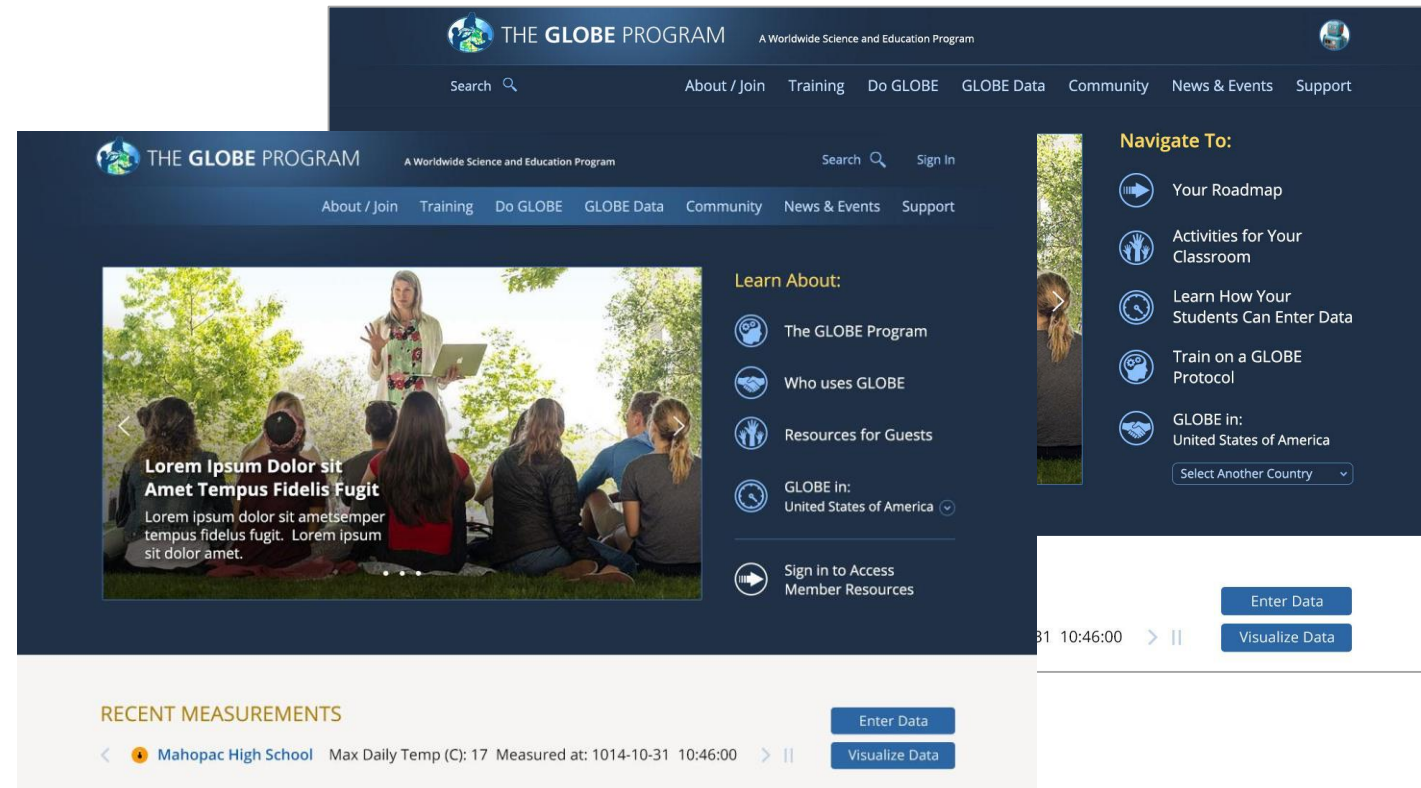




Recent Web Site Enhancements

Enhanced Featured Content Area on the Home Page

- Content users quickly want to access will be featured at the top of the home page.
- Content will be customized for the different user types – Educators, Citizen Scientists, Students, Guests, etc.
- Reduced Area of Featured Rotator



Improved eTraining Protocol Certification Process

- Addresses the issue of users not being sure which eTraining modules are needed to become Protocol Certified (role required to enter measurements for all protocols).
- New system will step the user through the required modules.

Protocol Certification Guide

GLOBE Members can enter measurements for all GLOBE protocols by completing the required eTraining modules to become protocol certified.

User Requirements:

You must have a verified GLOBE account to take the assessment tests.

Those with an Educator account must also be approved by their Country Coordinator / U.S. GLOBE Partner or the GLOBE support team before being able to complete their e-training. Please contact the [GLOBE Implementation Office](#) if you have any questions about the approval process.

GLOBE Observers residing outside the U.S. and Student Accounts are not able to take assessment tests currently.

Certification Steps

A green check mark next to a step or module indicates you have completed the required module(s). You must complete at least one assessment test in each test area to receive the green check mark. Login with a verified GLOBE account to take the eTraining assessments and track your progress.

- 1 Introduction to GLOBE <
- 2 Introduction to an Earth Science Sphere <
- 3 GLOBE Protocol under the Selected Earth Science Sphere <



Improved eTraining Protocol Certification Process

Step 1: Complete Introduction to GLOBE eTraining Module.



The screenshot displays a web interface for the GLOBE eTraining program. At the top, a dark header bar contains a navigation menu with three items: '1 Introduction to GLOBE' (highlighted in dark grey), '2 Introduction to an Earth Science Sphere', and '3 GLOBE Protocol under the Selected Earth Science Sphere'. Below the header, the main content area for the selected module is shown. It features a globe icon on the left, followed by the title 'Introduction to GLOBE' and a descriptive paragraph: 'In this module you will be introduced to the GLOBE Program and the investigation areas that can be studied across the Earth Spheres in developing your understanding of Earth System Science.' At the bottom of this content area are two buttons: 'Download Module' (a blue button) and 'Assessment Test' (a grey button).

Improved eTraining Protocol Certification Process

Step 2: Select a sphere and complete the Introduction module of the selected sphere.



1 Introduction to GLOBE ✓ <

2 Introduction to Atmosphere ✓ ▾

Atmosphere Biosphere Hydrosphere Pedosphere

You must complete the assessment for at least one sphere to satisfy your eTraining requirements

Introduction to Atmosphere
This module provides an overview of the protocols of the GLOBE Atmosphere Investigation. It also explains how to find the best locations for an atmosphere study site and instrument shelter. After completing it, you will be prepared to learn any atmosphere measurement protocols.

Download Module Assessment Test Test Completed - March 23, 2016

3 GLOBE Protocol under Atmosphere ✓ <

Improved eTraining Protocol Certification Process

Step 3: Select a protocol under the sphere selected and complete one of the required protocol modules.



The screenshot shows a three-step progress bar at the top. Step 1, 'Introduction to GLOBE', and Step 2, 'Introduction to Atmosphere', are both marked with a green checkmark and a left-pointing arrow. Step 3, 'GLOBE Protocol under Atmosphere', is highlighted in dark grey and also has a green checkmark and a left-pointing arrow. Below the progress bar, a message states: 'You must complete the assessment test for at least one protocol in your chosen sphere to satisfy your eTraining requirements.' Underneath, there is a dropdown menu labeled 'Select Atmosphere Protocol' with 'Aerosols' selected. Below the dropdown, it says 'Required Module(s):'. A box contains the 'AEROSOLS' module, which includes a description: 'In this module you will learn how to measure the aerosol optical thickness (AOT) of the atmosphere (how much of the sun's light is scattered or absorbed by particles suspended in the air) using a GLOBE Sun Photometer or a Calitoo.' There are two buttons: 'Download Module' and 'Assessment Test'. At the bottom of the box, it says 'Test Completed - Jan. 3, 2018'.

Improved eTraining Protocol Certification Process

Training is complete and you are now certified.

Protocol Certification Guide

Congratulations! You are GLOBE Protocol Certified and are qualified to enter measurements for all GLOBE protocols.

As a trained GLOBE Educator (trained via eTraining or a GLOBE workshop) you can continue to expand your GLOBE knowledge by learning about other protocols and passing the protocol assessment tests. If you wish to be trained in another protocol, select the protocol you wish to be trained in and then click on the training module to learn more. When ready, take the assessment to become trained in the selected protocol.



[View Training Record / Certificate](#)

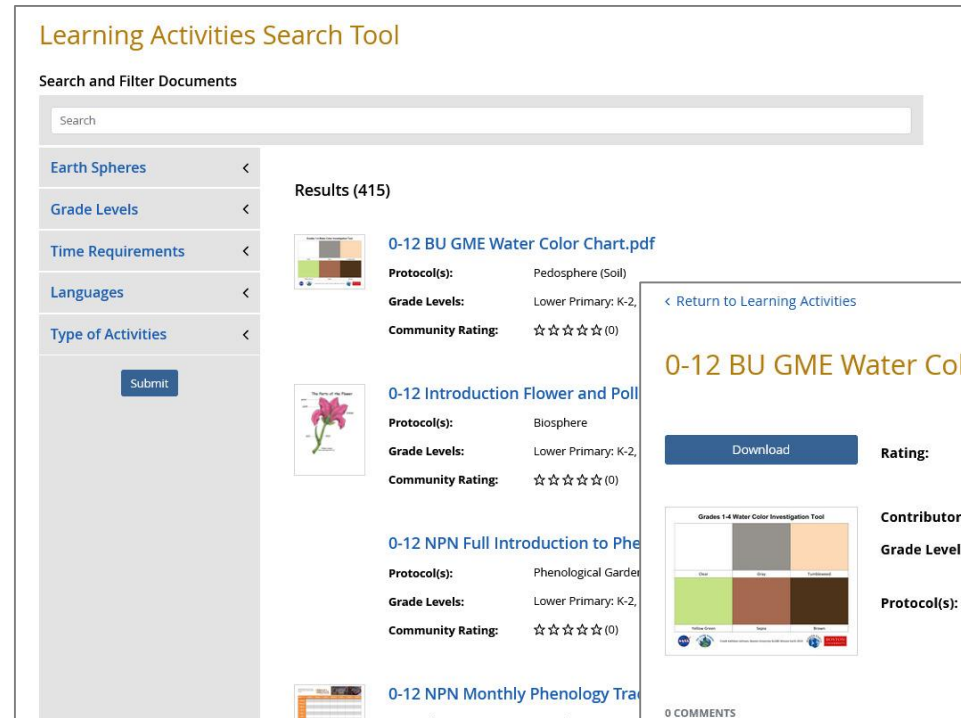
eTraining Modules Completed for Certification

A green check mark next to a step or module indicates you have completed the required **eTraining** module(s) for certification. Those who have completed their protocol training by attending a workshop are credited in their training records but it is not reflected below.

- 1 Introduction to GLOBE  <
- 2 Introduction to an Earth Science Sphere  <
- 3 GLOBE Protocol under the Selected Earth Science Sphere  <

GLOBE Learning Materials Search and Submission Tool

- New search tool to allow the GLOBE community to easily find learning activities
- Tool allows community members to contribute to the GLOBE library of resources by allowing them to upload resources for others to use, comment and “like” submitted resources



Learning Activities Search Tool

Search and Filter Documents

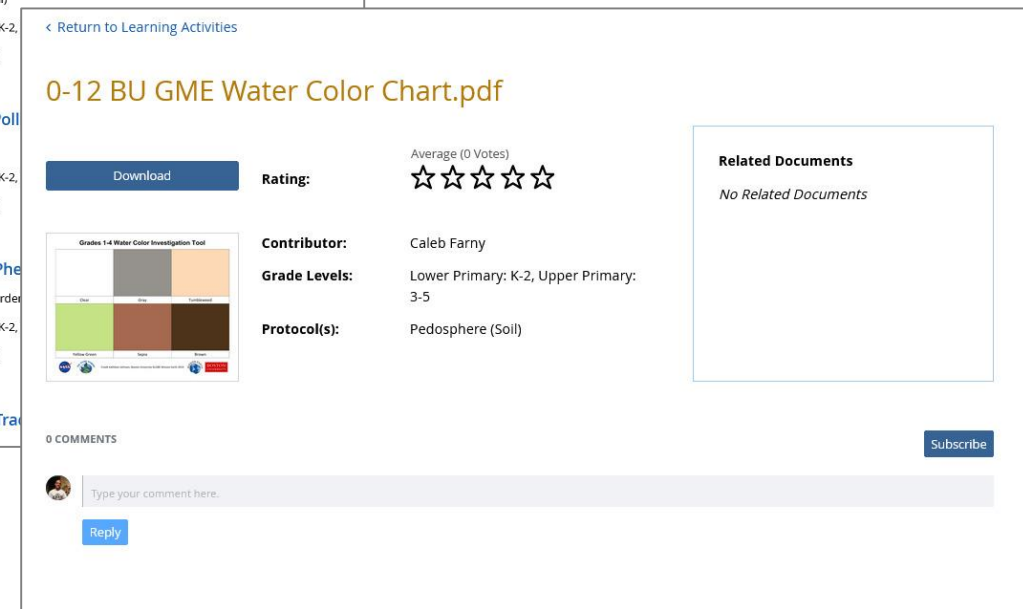
Search

Earth Spheres < | Grade Levels < | Time Requirements < | Languages < | Type of Activities <

Submit

Results (415)

- 0-12 BU GME Water Color Chart.pdf**
 Protocol(s): Pedosphere (Soil)
 Grade Levels: Lower Primary: K-2,
 Community Rating: ☆☆☆☆☆ (0)
- 0-12 Introduction Flower and Poll**
 Protocol(s): Biosphere
 Grade Levels: Lower Primary: K-2,
 Community Rating: ☆☆☆☆☆ (0)
- 0-12 NPN Full Introduction to Phenology**
 Protocol(s): Phenological Garden
 Grade Levels: Lower Primary: K-2,
 Community Rating: ☆☆☆☆☆ (0)
- 0-12 NPN Monthly Phenology Tra**



[Return to Learning Activities](#)

0-12 BU GME Water Color Chart.pdf

Download

Rating: Average (0 Votes) ☆☆☆☆☆

Contributor: Caleb Farny

Grade Levels: Lower Primary: K-2, Upper Primary: 3-5

Protocol(s): Pedosphere (Soil)

Related Documents
No Related Documents

0 COMMENTS

Type your comment here.

Reply

Subscribe

GLOBE Active Trainer Status

- Allows GLOBE Trainers to re-certify as active trainers through the online tool.
- CCs will get requests as they do now for people who want to become trainers – except this is for people who want to recertify as an active trainer.
- This is a two-step approval process – CC approval and EWG approval required

Confirm Trainer Active Status

Thank you for your interest in confirming your active status.

The first step in the process is to [complete this application](#) form and send it to GLOBE using this page . You will need to document your recent training and participation in GLOBE activities. Your GLOBE Country Coordinator will review your application and provide feedback or recommend you for the next step in the process. [Learn more about maintaining your active status.](#)

Name: partner overoye

You were last confirmed as Active on: 2024-02-12



You are asked to reconfirm your Active Status by: 2027-02-12

Active Trainer Application

[Blank Application](#)

Choose File No file chosen

I would like to continue as an active trainer and have documented my GLOBE work with the attached

Mentor Trainer Benny Chan  Active Confirmation	Countries: none Axient Corporation test_liz.org test_country1_Trainers test_partner	Application	2024-02-12				Approve Reject	
Teachertest16 Overoye  Active Confirmation	Countries: United States of America Test16 United States of America Trainers	Application	2024-02-12				Approve Reject	

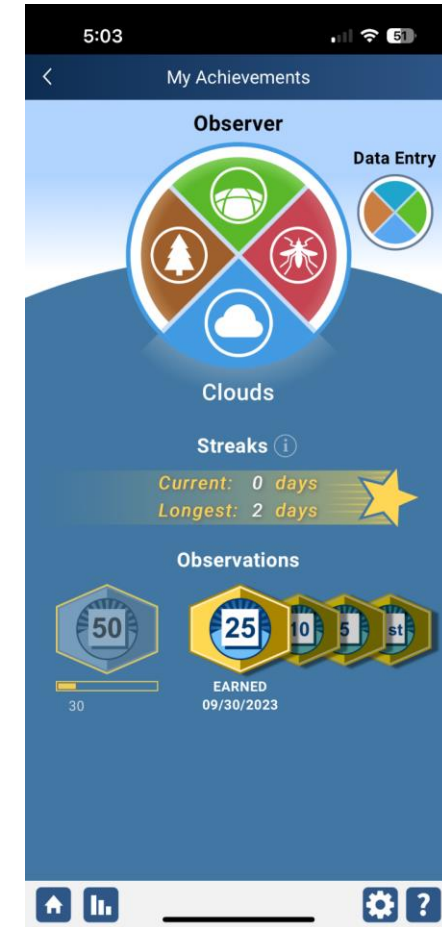
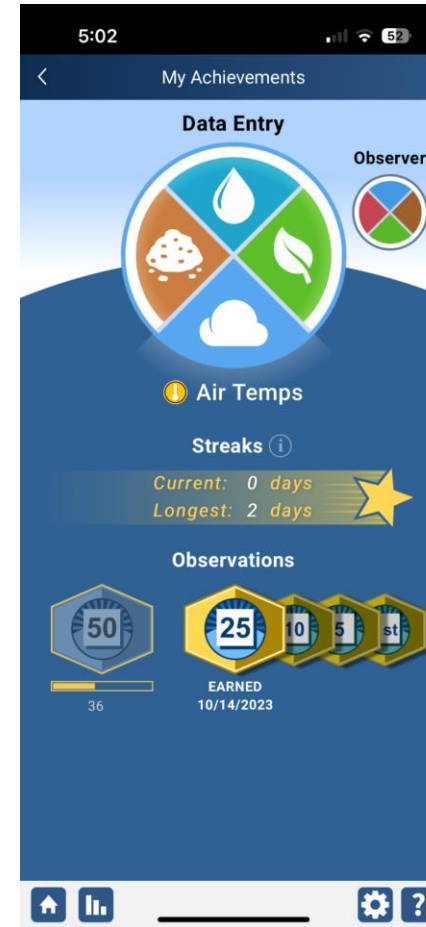
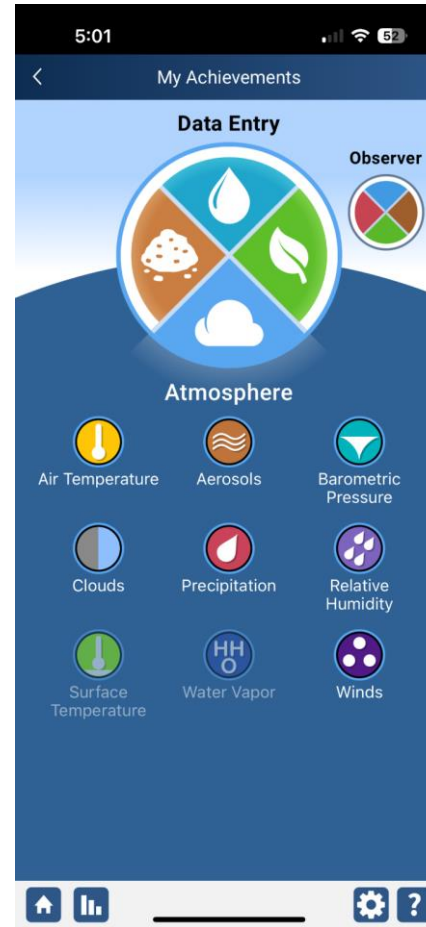


GLOBE Observer Recent Enhancements



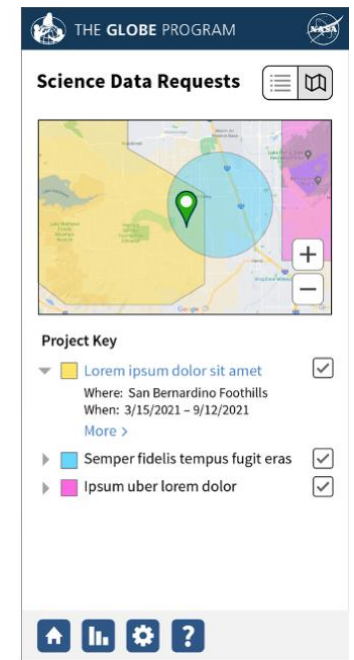
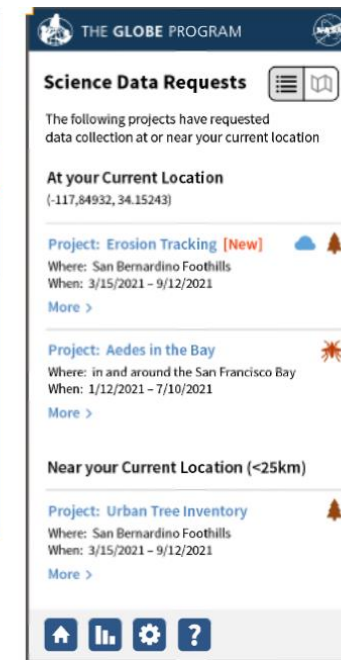
Awards and Recognition

- Added improved awards and recognition to GLOBE Observer for all users
- Recognition Awards:
 - First time measurements
 - Streaks
 - Milestone measurements (5, 10, 25, 50 etc)
 - Email generated congratulating the user (you can opt-out if desired)



Request a Geofence Project

- Allow users to submit a request for data collection (U.S. only right now)
 - Submit project information and goals
 - Select the area for data collection
 - All requests are reviewed
- If approved
 - Any user who is near the area of interest will see a bell icon informing them to collect data for the location and time period requested.
 - Information for all projects will be visible



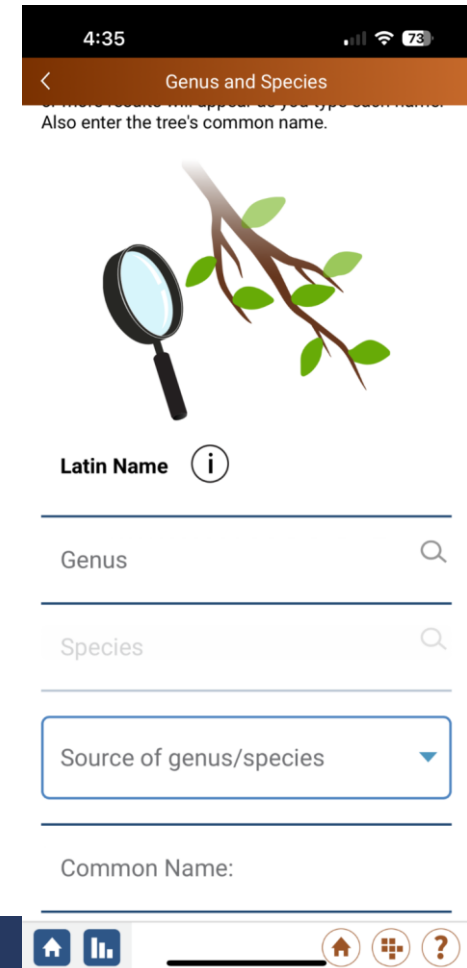
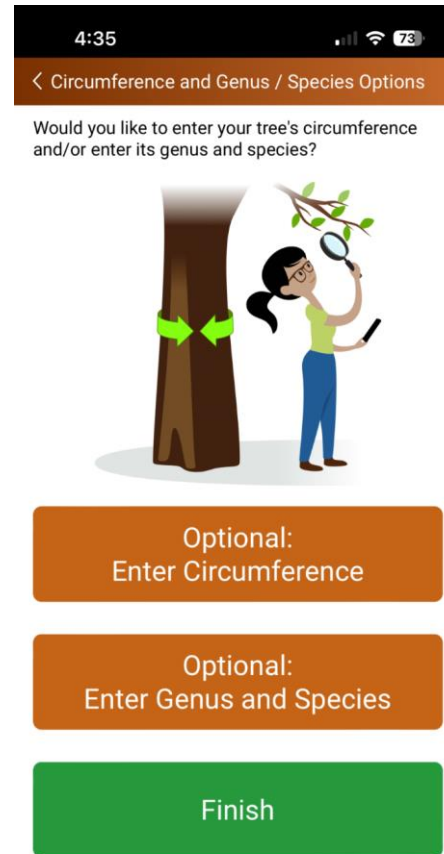
Landcover - Extra photos

- Inspired by Eyes on Ice requirements
- Added a capability to add additional photos during land cover protocol to capture things of interest
 - Up to four additional photos



Add Genus/Species/Common name to GLOBE Trees

- Users of GLOBE Trees can now enter the genus/species and/or Common Name for trees whose height they are measuring





In-Progress Enhancements for 2024 / 2025



Upgrading the Content Management System (Liferay) to the latest version (7.4)

- Improved page and content management tools.
- More stable version of Liferay.
- Better supported.
- Minimal enhancements during this time.



Adding Pedosphere Protocols to GLOBE Observer

- Completing the full set of GLOBE protocols by adding the Pedosphere protocols to GLOBE Observer
- Once completed, all protocols will be available through the GLOBE Observer app and new GLOBE Observer desktop forms (dataentry.globe.gov).
- The “old” data entry forms will eventually be retired.



Other Coming Soon Site Enhancements (in 2025)

- Integrated Language Translation Tool for all Pages.
- Improved Protocol Section
- Improved Campaign & Projects Section
- Enhanced User Dashboards
- Satellite match for Land Cover



Reviewing and Approving GLOBE Accounts and Schools



Country Coordinators Capabilities

- Every Country Coordinator controls what happens in their country
 - Do I want to allow this school to be created?
 - Do I want to allow this user to have an account?
- Super Important
 - Is this request a “real request”

Partner Dashboard

- Lists all accounts that are waiting for your review and approval (among many other things)
- Click on the blue link to see the users for the given category

Partner Dashboard

GLOBE Educator Status Summary Organization

Account Status	Number	Description
Account Requested	3	Educators who have requested a GLOBE Educator account and are waiting for approval
Account Approved	19	Educators whose accounts have been approved to be a GLOBE Educator but have not started the formal training process

three users waiting for approval

19 users were approved but haven't been trained



Review Account Requested

- Click on the user's name to see more information about the user

← Educator Status Summary Account Requested Organization test_country1

Email Selected Email All Deactivate

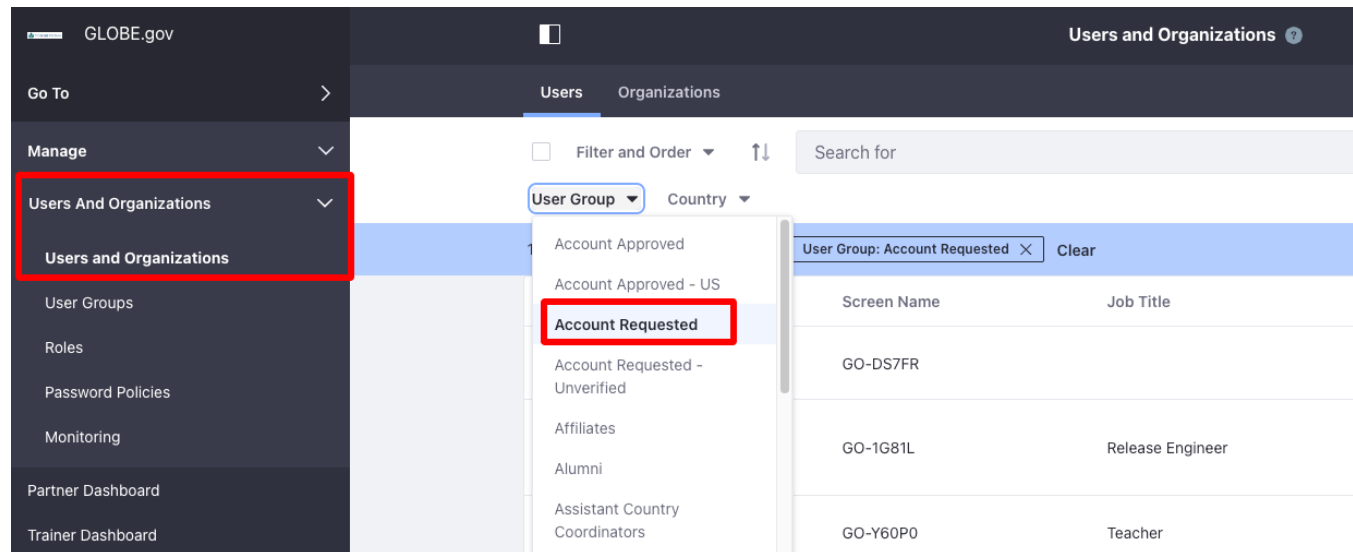
Email is sent to only those listed on the current page (max. of 50 per email)

Show 10 entries

<input type="checkbox"/>	First Name	Last Name	Organization	Location	User Groups	
<input type="checkbox"/>	liz	teacher	test liz org	Pasadena, California, United States	Account Requested, Formal Educators, Untrained	Approve Account
<input type="checkbox"/>	Liz	Test-Educator	test liz org	Pasadena, California, United States	Account Requested, Formal Educators, Untrained	Approve Account

Alternate – Use Account requested drop down

- Go to the control panel - Users and Organizations
- Select Users tab and use the UserGroup to Filter "Account Requested"
 - This will list everyone who is currently waiting and may be the easiest path to reviewing and deactivating users



Review Account Requested – what to look for?

- Look at the email address – is it likely from a school or informal organization (like .edu)
- You may be able to look up the email address
- Lookup the school – is there a school in the location listed?
- You may even be able to verify the user is at the school
- Do the email and name align?
- Are there odd job titles, user names or school names?
- Are things misspelled?
- Did they select pre-service teacher and alumni?
- Are they in the country v-school?
- Words like bug, ninja, hack, crowd
- Strange characters like %7, (alert=, window.open etc.

Approve or not???

- If there are accounts that don't look right, you can double check, and then deactivate the account – Do not Approve
- Account Approved is one step away from
 - Having a user's name show up on the site
 - Having a user's school show up on the site
 - Allowing the user to blog
 - Allowing the user to post pictures
 - Allowing the user to friend other users on the site
 - Allowing the user to post to GLOBE forums
 - Entering Data



How to deactivate

- Partner dashboard – select the checkbox and press “Deactivate”

← Educator Status Summary Organization

Email is sent to only those listed on the current page (max. of 50 per email)

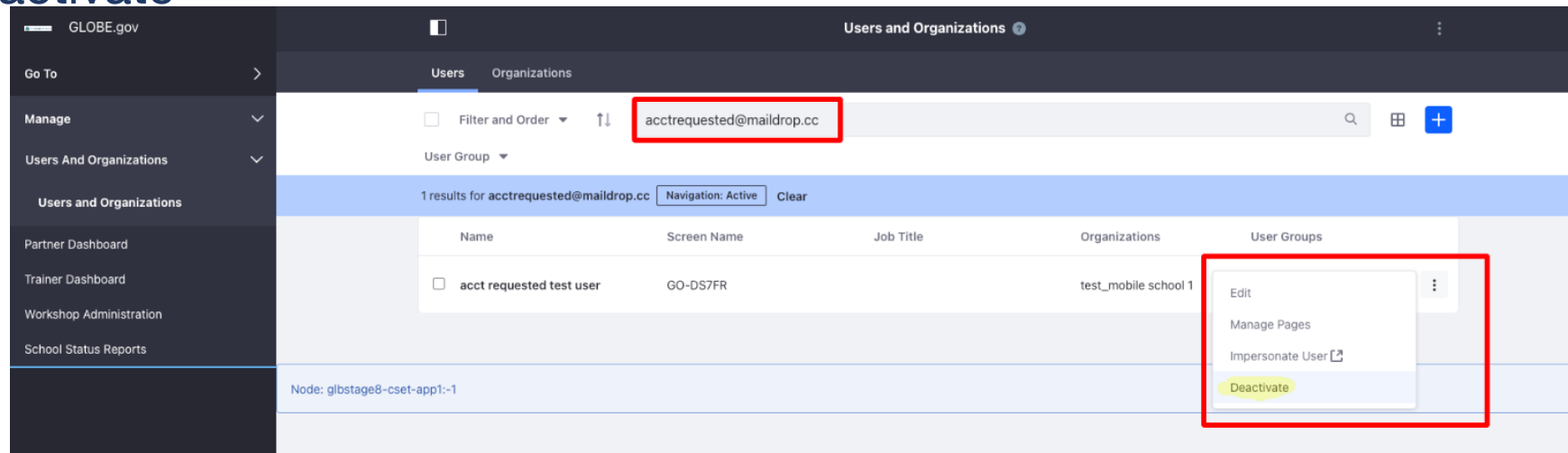
Show entries

<input type="checkbox"/>	First Name	Last Name	Organization	Location	User Groups	
<input type="checkbox"/>	liz	teacher	test liz org	Pasadena, California, United States	Account Requested, Formal Educators, Untrained	<input type="button" value="Approve Account"/>
<input type="checkbox"/>	Liz	Test-Educator	test liz org	Pasadena, California, United States	Account Requested, Formal Educators, Untrained	<input type="button" value="Approve Account"/>

Select this box and “Deactivate” to remove user

How to Deactivate (option 2)

- Click the 3 vertical dots to the right of the person’s name and select “Deactivate”
 - You can find deactivated users by using the “Inactive” filter and selecting “activate”



You can search for the user’s email to find them, or just look under the account requested usergroup filter



Multiple Recent Hacking attempts

- Attempts include fake accounts from multiple countries and account types

Filter and Order ↑↓

User Group ▼ Country ▼

509 results for Navigation: Inactive User Group: Account Requested × Clear

Name	Screen Name	Job Title	Organizations	User Groups
<input type="checkbox"/> "> aaa Scientist	PressureInvestigator05	{{7*7}}	R.K.lyceum School, Bangladesh Citizen Science, test11111111	Alumni, Formal Educators, Account Requested, Untrained, Pre-Service Teachers
<input type="checkbox"/> \${7*7} \${7*7} \${7*7}	GO-7K8XT	admin	Universidad de Ciencias Empresariales y Sociales	Formal Educators, Account Requested, Untrained
<input type="checkbox"/> 123 fgfg	GO-UQ8ZF	xss	Kalidhunga Higher Secondary School	Account Requested, Untrained, Informal Educators
<input type="checkbox"/> aaaaaaaaa aaa	GO-FY4QE	xxxx	Kendriya Vidyalaya	Account Requested, Untrained, Informal Educators
<input type="checkbox"/> aap paa	GO-Q6CE7		Griffland College	Formal Educators, Account Requested, Untrained
<input type="checkbox"/> ABBAS Nadjib Allah	GO-7PB8Z	Geophysist	Shhekl	Formal Educators, Account Requested, Untrained
<input type="checkbox"/>	Formal Educators, Account Requested, Untrained



Account Requested
right now – Bahamas,
Belize, Bhutan

Users Organizations

Filter and Order Search for

User Group Country

1 results for Navigation: Active User Group: Account Requested Country: Bahamas Clear

Name	Screen Name	Job Title	Organizations	User Groups
<input type="checkbox"/> ko ko	GO-MA1WN	goad	ko	Alumni, Formal Educators, Account Requested, Untrained

2 results for Navigation: Active User Group: Account Requested Country: Belize Clear

Name	Screen Name	Job Title	Organizations	User Groups
<input type="checkbox"/> I test2d	GO-6QF7W		tertret	Alumni, Formal Educators, Account Requested, Untrained
<input type="checkbox"/> vssg sgf	BoltArchitect14	afdfa	Arab open uni	Formal Educators, Account Requested, Untrained

2 results for Navigation: Active User Group: Account Requested Country: Bhutan Clear

Name	Screen Name	Job Title	Organizations	User Groups
<input type="checkbox"/> gamed awe	GO-QY7U0	hack	dsadas	Formal Educators, Account Requested, Untrained
<input type="checkbox"/> hello chalo	GO-24J04	hellochalo	sdcksdcn	Formal Educators, Account Requested, Untrained



Account Requested, - India

<input type="checkbox"/>	VINOD KUMAR PARASHAR	GO-AN85W		GOVT SR SEC SCHOOL MAHGO GULABALI	Formal Educators, Account Requested, Untrained
<input type="checkbox"/>	vipul shukla	GO-H6X43		govt.sr.sec.school Bahr	Formal Educators, Account Requested, Untrained
<input type="checkbox"/>	Virat Singh	GO-CX4TT		S.T.G.B. Khalsa Boys School	Alumni, Formal Educators, Account Requested, Untrained
<input type="checkbox"/>	Vishakha Megbhatta	GO-GYSKP	Product Owner	ACC India, Accenture (GLDRBIO)	Account Requested, Untrained, Informal Educators
<input type="checkbox"/>	Vishal Mehto	GO-FH94C		India GLOBE v-School	Account Requested, Untrained, Pre-Service Teachers
<input type="checkbox"/>	Vishnu VL	GO-M6F2B		Kerala Forest Research Institute	Formal Educators, Account Requested, Untrained
<input type="checkbox"/>	Vishnu Prasad	GO-3HL0G	Teacher	Moden HSS pottur	Formal Educators, Account Requested, Untrained
<input type="checkbox"/>	Vishwajeet Pandey	GO-5Y3GX		---	Formal Educators, Account Requested, Untrained
<input type="checkbox"/>	vivi lin	GO-58N3Z		Middle States Association of Colleges and Schools	Formal Educators, Account Requested, Untrained
<input type="checkbox"/>	Yadav kumar Anchal	GO-66X5P		govt high school	Formal Educators, Account Requested, Untrained
<input type="checkbox"/>	Yashwanth B Baraji	GO-5WB28		TECHNO KIDS INTERNATIONAL MONTESSORI SCHOOL	Formal Educators, Account Requested, Untrained
<input type="checkbox"/>	Yogendrasinh Chauhan	GO-T3N8D		add your organization	Formal Educators, Account Requested, Untrained
<input type="checkbox"/>	YOGESH KUMAR	GO-L098V		JUMHAR NWODAYA VIDYALAYA THEOG DISTT SHIMLA HIMACHAL PRADESH INDIA	Formal Educators, Account Requested, Untrained
<input type="checkbox"/>	Youtube TEST		manager	tufa tufa	Formal Educators, Account Requested, Untrained
<input type="checkbox"/>	yukesh waran N	AlAnalyst154	hackerpassword	Kendriya Vidyalaya, Hebbal	Alumni, Formal Educators, Account Requested, Untrained
<input type="checkbox"/>	{{(7*7)} {(7*7)}}	GO-K83DT		MUser	Formal Educators, Account Requested, Untrained
<input type="checkbox"/>	{{constructor.constructor("alert('X')")}} Devid	GO-B2A0U	Researcher	Delhi International Public School - Rohini	Formal Educators, Account Requested, Untrained

Some are not so obvious – these were approved but are from hackers

2 results for ninja Navigation: Active User Group: Account Approved X Clear

Name	Screen Name	Job Title	Organizations	User Groups
<input type="checkbox"/> BENjamIn Muñoz	GO-17T0X	Letras	Escuela N° 645 Ejército Argentino	Formal Educators, Untrained, Account Approved
<input type="checkbox"/> Juan Reile	GO-G9N7Y		Escuela 2045 Venado Tuerto	Untrained, Account Approved, Informal Educators



bronxi+victim@bugcrowdninja.com

Please Review Account Requested (and even already approved accounts)

All Country Coordinators:
Deactivate Accounts when something looks suspicious

In some countries 1/3 to ALL of the Account Requested accounts are fake/bad actors

We can receive over 1 million faked scans per day

Thank you for helping protect GLOBE!!



Survey - Paper data entry sheets

- How much data is “sitting on a teacher’s desk”?
- We hear that many teachers record the data on paper, but never enter it into the GLOBE system
 - Why?
 - How much data?
 - How can we help?
- Survey to all GLOBE users - please take this survey and pass it along to other GLOBE teachers:

<https://tinyurl.com/GLOBEPaperData>



Our priorities

- **We hear from you what is important in your country.**
Please tell us what you think would improve things.
- Work with your technology working group representative for your region to carry messages and ideas to us.
- Tell us what's working and what you think could be done better – We don't improve without your input




Questions on anything in the site?

- Any areas of the site you want to focus on?
- Any suggestions for improvement?
- Any features you find especially useful?
- Open questions Tuesday evening

GLOBE Regional Meeting

Country Coordinator Essentials



Country Coordinator and US Partner Management Tools Review

References

- Training for everything that follows is in the Tutorial Center (Under Training):
<https://www.globe.gov/get-trained/tutorial-center/for-partners-and-country-coordinators>
- Your User Roadmap also includes the steps and references (Under Training):
<https://www.globe.gov/get-trained/user-roadmaps/country-coordinators>

Impact & Metrics

<https://www.globe.gov/about/impact-and-metrics>

You can enter 2 dates to see change over time

North America Countries

Select a snapshot date:

2022-06-30

← To

Select a 2nd snapshot date (for deltas):

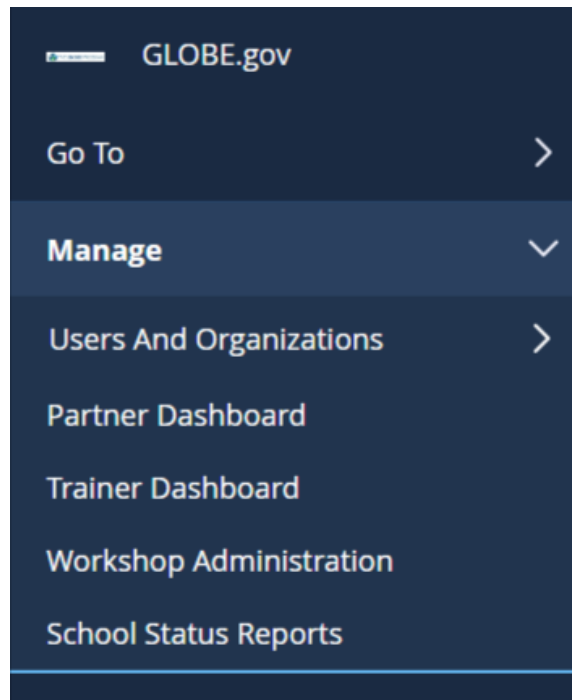
2021-06-30

← From:

North America (delta 2022-06-30 / 2021-06-30)

Schools/Members	Data	Projects		Training			
		Schools	Teachers	Pre-Service	Students	Alumni	GLOBE Observers
Canada		0	0	2	0	0	453
United States of America		166	470	327	1,593	0	13,073
Delta Totals		166	470	329	1,593	0	13,526

Dashboards




Your Dashboards and management tools are on the left side menu under this tool:



Partner Dashboard

- See everyone who has an account in your country
- Check Account Requested – these are people who have requested to be a GLOBE Teacher in your country
- Your trained GLOBE Members
- Pre-Candidate and Candidate Trainers indicate people who are in the process of becoming GLOBE Trainers



Partner Dashboard		
Member Status	Number	Description
Account Requested	1	Teachers who have requested to join GLOBE and are waiting for approval
Account Approved	8	Teachers whose accounts have been approved but have not started the training process
Pre-Candidate	1	New teachers who are registered for an upcoming workshop
Candidate	1	New teachers who are registered for an in-progress workshop
Newly Workshop Trained	0	Teachers who have completed training at a workshop in the last 30 days (additional date filter options available)
Newly eTrained	0	Teachers who have been eTrained in the last 30 days (additional date filter options available)
GLOBE Members	39	Fully trained GLOBE Teachers
Untrained GLOBE Observers	31	GLOBE Observers in your organization who are untrained (i.e. - have not completed eTraining) These are citizen scientists in your country/organization who have registered with the GLOBE Observer app
Trained GLOBE Observers	0	GLOBE Observers in your organization who have been trained in the last 30 days through the eTraining system
Pre-Candidate Trainers	1	Users in this group are those who have filled out the Trainer application form, but no action has been taken yet
Candidate Trainers	0	Users in this group are those who have filled out the Trainer application form and the Country Coordinator has begun the process of vetting the user
Trainers	5	Users in this group are those who have been qualified to be a Trainer

Trainer Dashboard (CCs only)

- See everyone in your country who has applied to become a GLOBE Trainer or Mentor Trainer.
- Review, approve and check status of all applicants

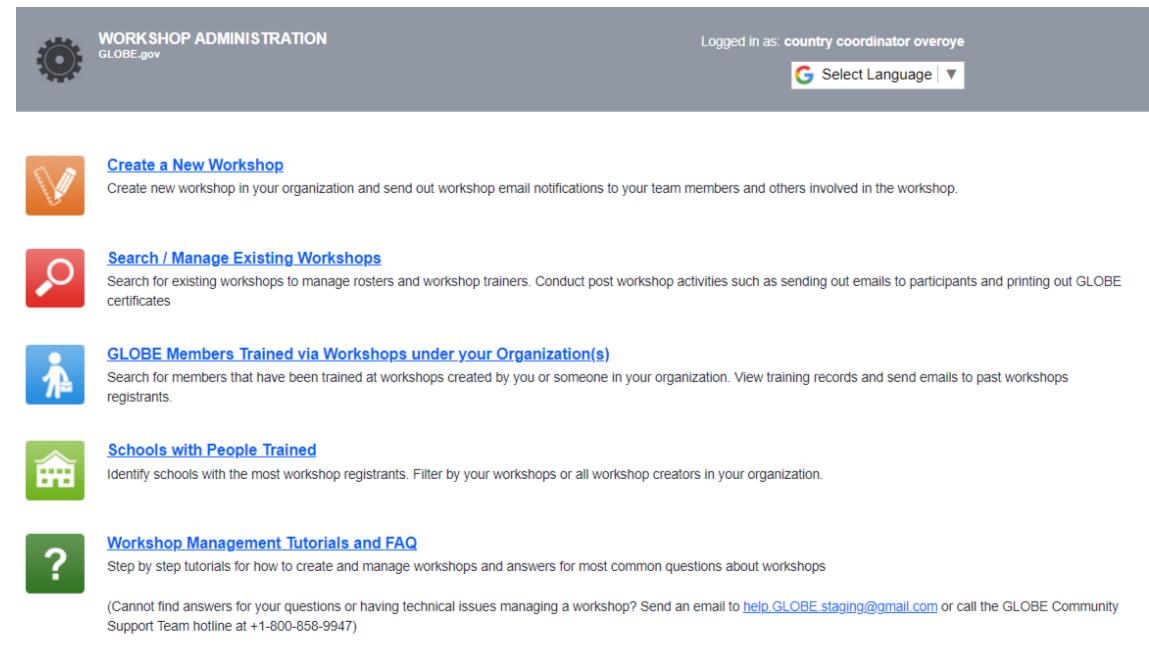
Trainer Dashboard

Filter by:

Name	Organization(s)	Application	Date Submitted	Approved by CC/RCO	EWG Assign Mentor Trainer	Review by Mentor Trainer	Approved by CC/RCO	Approved by EWG
Stephen Graham 	Science Systems and Applications, Inc. (SSAI) test_partner	Application	2022-05-16	Approved 2022-05-16	Approved 2022-07-18 m. overoye	Pending		
David Overoye 	Canyon Weather GLOBE Implementation Office Kuwait Trainers Science Systems and Applications, Inc. (SSAI) United States of America Citizen Science United States of America Trainers test_country1 Trainers test_mobile school 1	Application Supporting #1	2022-07-21	Approved 2022-07-21	Approved 2022-07-21 m. overoye	Submitted 2022-07-21	Approved 2022-07-21	Approved 2022-07-21

Workshop Administration

- Create new workshops
- Search for existing or previous workshops
- Find people and schools you've trained



The screenshot shows the 'WORKSHOP ADMINISTRATION' page on GLOBE.gov. The user is logged in as 'country coordinator overoye'. The page features a navigation menu with the following items:

- Create a New Workshop**: Create new workshop in your organization and send out workshop email notifications to your team members and others involved in the workshop.
- Search / Manage Existing Workshops**: Search for existing workshops to manage rosters and workshop trainers. Conduct post workshop activities such as sending out emails to participants and printing out GLOBE certificates.
- GLOBE Members Trained via Workshops under your Organization(s)**: Search for members that have been trained at workshops created by you or someone in your organization. View training records and send emails to past workshops registrants.
- Schools with People Trained**: Identify schools with the most workshop registrants. Filter by your workshops or all workshop creators in your organization.
- Workshop Management Tutorials and FAQ**: Step by step tutorials for how to create and manage workshops and answers for most common questions about workshops.
(Cannot find answers for your questions or having technical issues managing a workshop? Send an email to help.GLOBE.staging@gmail.com or call the GLOBE Community Support Team hotline at +1-800-858-9947)

School Status Reports

- See the status of each school in your country.
 - Reporting Status
 - Teacher contact information
 - What protocols are being used

SCHOOL STATUS REPORT
GLOBE.gov

Organization: test_country1

Advanced Filter

Out of 25 schools and 27 teachers, there were 375,149 total observations

16 schools not yet reporting 3 schools have reported in the past 6 schools currently reporting (past 3 months)

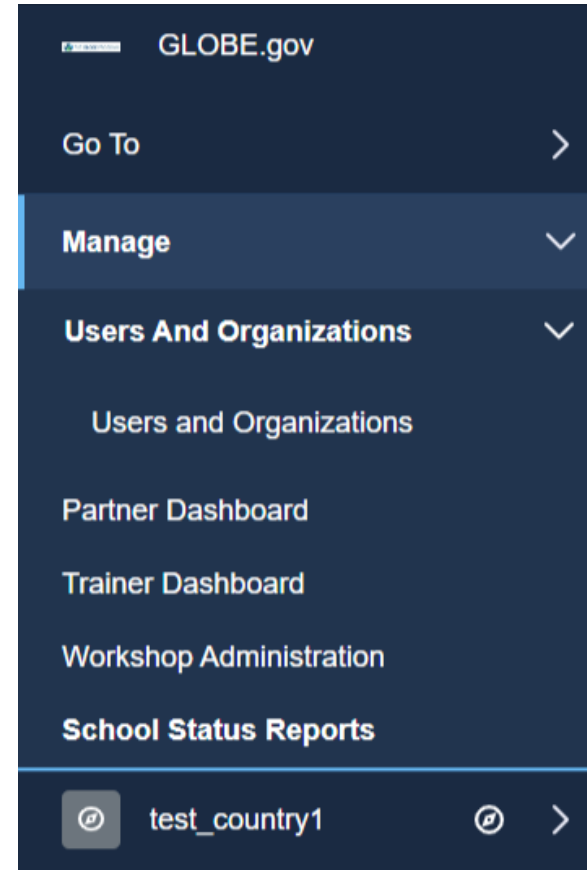

Show 25 entries Export Data View Investigation Counts

Org. ID/ GLOBE ID	School Name	School Address	City, Territory, Country	Lat./ Long.	Teacher(s)	Reporting Status	First Report Date	Last Report Date	Total # of Obs.	Protocols Reported
37601525 GLIDB4YJ	2-11 school	2 n. lake av	pasadena, CA, US	34.1463 -118.1319		Not Yet Reporting				
35202322 GLIDO2NF	bootcamp school NOLA	2 n lake av	pasadena, CA, US	34.1463 -118.1319		Not Yet Reporting				
66999679 GLID6MLM	Cornell's School	5527 China Beach, CA, US	Long Beach, CA, US	33.7669 -118.1252		Not Yet Reporting				
37607947 GLIDP2LS	My School's Name	4556 Live Oak Canyon Rd	La Verne, CA, US	n/a n/a		Have Reported in the Past	05/18/2018	02/21/2019	4	Atmosphere: Air Temperatures
13310158 GLIDVVTI	test-mobile school	299 N. Euclid Av	Pasadena, CA, US	34.151 -118.1434	Teacher Manager Overoye Email Teacher David Royce Email Teacher test teacherliz Email Teacher Liz TestPartner Email Teacher Email All Teachers	Currently Reporting	04/05/2015	07/22/2022	320	Atmosphere: Aerosols, Air Temperatures, Barometric Pressures, Cloud Observations, Precipitations, Relative Humidities, Snowpacks, Surface Temperatures Hydrology: Alkalinities, Conductivities, Dissolved Oxygens, Freshwater Macrolnvertebrates, Mosquito Habitat Mapper, Nitrates, Salinities, Transparencies, Water pH, Water Temperatures Land Cover: Biometry Trees, MUC, Photos, Vegetation Covers
13256396 GLIDHJAL	test_mobile school 1	299 N Euclid Ave	Pasadena, CA, US	34.151 -118.1434	Lin Chambers Email Teacher (757) 864-4371 Liz Johnson Email Teacher 626-744-5504 Ben Luker Email Teacher David Overoye	Currently Reporting	03/02/2015	07/24/2022	373986	Atmosphere: Aerosols, Air Temperatures, Barometric Pressures, Cloud Observations, Ozones, Precipitations, Relative Humidities, Snowpacks, Surface Temperatures, Water Vapors Earth As a System: Green Up/Green Down, Lilacs, Phenological Gardens Hydrology: Alkalinities, Conductivities, Dissolved Oxygens, Freshwater Macrolnvertebrates, Mosquito Habitat Mapper, Nitrates, Salinities, Transparencies, Water pH, Water Temperatures Land Cover: Biometry Trees, Carbon Cycle, Graminoid Biomasses, MUC, Photos, Vegetation Covers Soil: Densities, Frost Tube, Layer Descriptions, Soil Moisture via Gravimetrics, Soil Moisture via SMAP, Soil pH, Soil Temperatures



Managing Schools, Users and Country/Partner content

- Manage users and schools under the Manage option on the left-hand menu



Managing Schools

- Create and Edit the information associated with the schools in your country

The screenshot shows the 'Organizations' management interface. At the top, there are tabs for 'Users' and 'Organizations', with 'Organizations' selected and highlighted by a red box. Below the tabs, there is a search bar with the text 'Search for' and a dropdown menu for 'Filter and Order'. There are also dropdowns for 'Type' and 'Status'. A dropdown menu is open, showing 'School Organization' and 'Partner Organization' options, with a blue '+' icon to the right. A table below lists several organizations with columns for 'Name' and 'Type'. The first row is '2-11 school' with type 'school_organization'. A context menu is open for this row, showing options: 'Edit', 'Assign Users', 'Add User', and 'Delete'. A red arrow points from the text 'Add a new school' to the '+' icon, and another red arrow points from the text 'Edit an existing school' to the 'Edit' option in the context menu.

Name	Type
<input type="checkbox"/> 2-11 school	school_organization
<input type="checkbox"/> bootcamp school NOLA	school_organization
<input type="checkbox"/> Cornell's School	school_organization
<input type="checkbox"/> GLOBE Implementation Office GLOBE v-School	virtual_school_organization
<input type="checkbox"/> My School's Name	school_organization

Add a new school

Edit an existing school

Managing Teachers and User Accounts

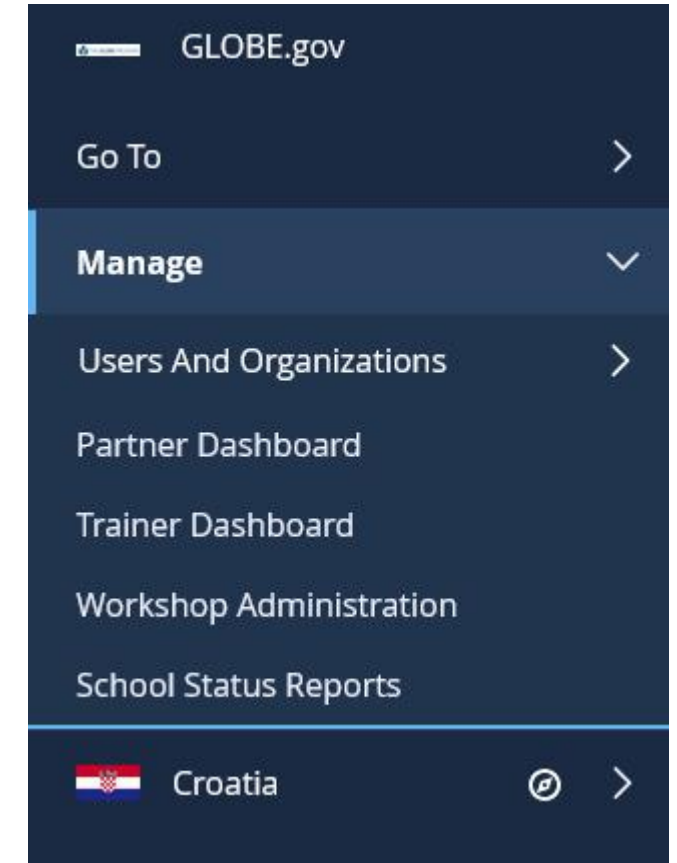
- Create and Edit the information associated with the people in your country

The screenshot shows a web interface for managing users. At the top, there are tabs for 'Users' and 'Organizations', with 'Users' selected. Below the tabs is a search bar and a '+ Add User' button. A dropdown menu is open next to the '+ Add User' button, showing 'Add User' and 'Add Multiple Users'. A red arrow points from the text 'Add a new user' to the '+ Add User' button. Below the search bar, there are filters for 'User Group' and 'Country'. A table displays 277 results for 'Navigation: Active'. The table has columns for Name, Screen Name, Job Title, Organizations, and User Groups. The first row shows Alex Kim, alexkim, SSAI - Chief Systems Engineer, Science Systems and Applications, Inc. (SSAI), test_partner, GLOBE Implementation Office Citizen Science, and Trained, GLOBE Members. The second row shows Amanda Guistwite, amanda.guistwite, Governor Mifflin, and Trained, GLOBE Members. The third row shows Angela Burkey, angela.burkey, Governor Mifflin, and Trained, GLOBE Members. The fourth row shows Anne Dunn, anne.dunn, SE Elementary (GLIDPYM), and Trained, GLOBE Members. A dropdown menu is open next to the second row, showing 'Edit', 'Manage Pages', 'Impersonate User', and 'Deactivate'. A red arrow points from the text 'Edit an existing user' to the 'Edit' option in the dropdown menu.

Name	Screen Name	Job Title	Organizations	User Groups
<input type="checkbox"/> Alex Kim	alexkim	SSAI - Chief Systems Engineer	Science Systems and Applications, Inc. (SSAI), test_partner, GLOBE Implementation Office Citizen Science	Trained, GLOBE Members
<input type="checkbox"/> Amanda Guistwite	amanda.guistwite		Governor Mifflin	Trained, GLOBE Members
<input type="checkbox"/> Angela Burkey	angela.burkey		Governor Mifflin	Trained, GLOBE Members
<input type="checkbox"/> Anne Dunn	anne.dunn		SE Elementary (GLIDPYM)	Trained, GLOBE Members

Managing Country/Partner content

- Manage your country/partner page and content by
 - 1) Go to your country/partner page
 - 2) Select your country name to see content and page options



Managing Content

Go to your country/partner page and select "Web Content"

Title	Author	Status	Modified Date	Display Date	Type
WEB CON					
Ab	Lenka Kleger	APPROVED	2/9/23 9:42 PM	8/6/21 9:05 AM	Basic Web Content
Cro	Bára Semeráková	APPROVED	12/4/20 11:11 AM	11/20/11 4:27 AM	Basic Web Content
col					

Add News/Events to your page

Managing Content

The screenshot shows the GLOBE Program website interface. At the top, there is a navigation bar with the GLOBE logo and the text 'THE GLOBE PROGRAM A Worldwide Science and Education Program'. Below this is a secondary navigation bar with links for 'About / Join', 'Training', 'Do GLOBE', 'GLOBE Data', 'Community', 'News & Events', and 'Support'. The main content area shows a breadcrumb trail: 'Home > Europe and Eurasia > Croatia > Resources'. A 'Share' button is visible next to the breadcrumb. On the left, there is a sidebar for 'Croatia' with links for 'About & Contacts', 'Schools / Informal Education Organizations', 'Trainers', and 'GLOBE Teams'. The main heading is 'Resources'. Below the heading, a light blue box contains the text: 'This application is not visible to users yet. Select Web Content to make it visible'. An 'Add' menu is open on the right side of the page, showing a search bar and a list of options under 'Highlighted'. The options are: 'Asset Publisher', 'Documents and Media', 'Web Content Display' (highlighted with a red arrow), 'About the Organization', 'category.announcement', 'category.cms.globe', 'Learning Activities Search', and 'category.globe.mission.earth'.

Modify existing Web Content directly on the page

Managing Content

Home > Europe and Eurasia > Croatia > About & Contacts

About & Contacts (Widget Page)

Share

- Croatia
 - About & Contacts
 - Schools / Informal Education Organizations
 - Trainers
 - GLOBE Teams
 - News
 - Events
 - Resources

About the GLOBE Program in Croatia

2022 GLOBE Program Croatia Report - [download](#)

Contacts

Select page layout: 1 Column

ADD CONTACT



Country Coordinator
Dr Diana Garasic Phd
appointed by Ministry of Science and Education
Donje Svetice 38
Zagreb, HR - 10000
Croatia
+385915051061 - Business
diana.garasic@gmail.com
<http://globe.hr>

Add your country contacts

Managing Content

Home > Europe and Eurasia > Croatia > About & Contacts

About & Contacts (Widget Page) [Eye icon] [Globe icon] [Plus icon]

- Croatia
 - About & Contacts
 - Schools / Informal Education Organizations
 - Trainers
 - GLOBE Teams
 - News
 - Events
 - Resources


About the GLOBE Program in Croatia

2022 GLOBE Program Croatia Report - [download](#)

Contacts

Select page layout: 1 Column

ADD CONTACT

 **Country Coordinator**
Dr Diana Garasic Phd
appointed by Ministry of Science and Education
Donje Svetice 38
Zagreb, HR - 10000
Croatia
+385915051061 - Business
diana.garasic@gmail.com
<http://globe.hr>

 **Deputy Country Coordinator**

Click eye icon to turn on box to re-order contact list (requires page refresh)

Re-order contact list by dragging box.



Contact Information

David.overoye@axientcorp.com
Cornell.lewis@axientcorp.com

For more information visit www.globe.gov

