




The background is a light cream color with various decorative elements. In the top-left corner, there is a large brown circle partially overlapping a teal circle, with a yellow fern-like branch extending from the brown circle. In the top-right corner, there is a large teal circle partially overlapping a pink circle, with a teal fern-like branch extending from the teal circle. In the bottom-left corner, there is a large teal circle with a teal fern-like branch extending from it. In the bottom-right corner, there is a large pink circle with a yellow fern-like branch extending from it. Several small yellow starburst shapes are scattered across the background.

Creative GLOBE

PS/The Deck is hot

How Cool is your room? School?



Temperature

12.0°

March 15th

The temperature of the grass

12.2°



March 15th

The air temperature

25.4°


March 15th

The temperature of the decking

'Cool' School Design - Brainstorm

- Decking ideas-
- Sprinklers,
- Surround with trees,
- Paint it white,
- Add canopy/shelter - with solar panels
- Willow dome over,
- Change back to wood.






Fig Jam Recipe

Ingredients

1 lb black figs

$\frac{1}{2}$ cup granulated sugar

$\frac{1}{2}$ cup water

Juice of $\frac{1}{2}$ small lemon

1 tsp pure vanilla extract



Jake Bugeja
Year 3

Method

- Pull the stems off the figs and then put them in a food processor until made smooth.
- Put the fig paste in a pot.
- Stir in the sugar, water and lemon juice and bring to boil over medium-high heat.
- Then reduce heat to medium.
- Stir constantly until it becomes jam-like consistency.
- Once it is finished cooking, remove heat and stir in the vanilla extract.
- Put the jam in a clean jar and screw on a lid, but do not tighten it. Let sit for an hour and then put it in the refrigerator.
- After it has cooled completely, tighten the lid.
- Store in the refrigerator.



JOIN THE CHALLENGE!

TREE REPORTERS

GET TO KNOW YOUR TREE BETTER

SEPTEMBER - DECEMBER 2024



There are
four birds'
nests in my
crown.

I can't wait to get
a good winter sleep!

I  GLOBE

European ash

Fraxinus excelsior L.

Good day everyone! We are Jelena and Tia from High School Čakovec and this is Jožek the European ash.

Q: Hi Jožek how are you doing?

A: Well, I've been feeling kinda blue lately, my leaves keep falling, I wish the sun would come out.

Q: So autumn isn't your favorite?

A: Not really, but I LOVE summer! The warmth, the birds singing, the kids playing...

Q: Do you like being so close to our school?

A: Totally! The students passing often listen to music, so I get to know the most popular hits.

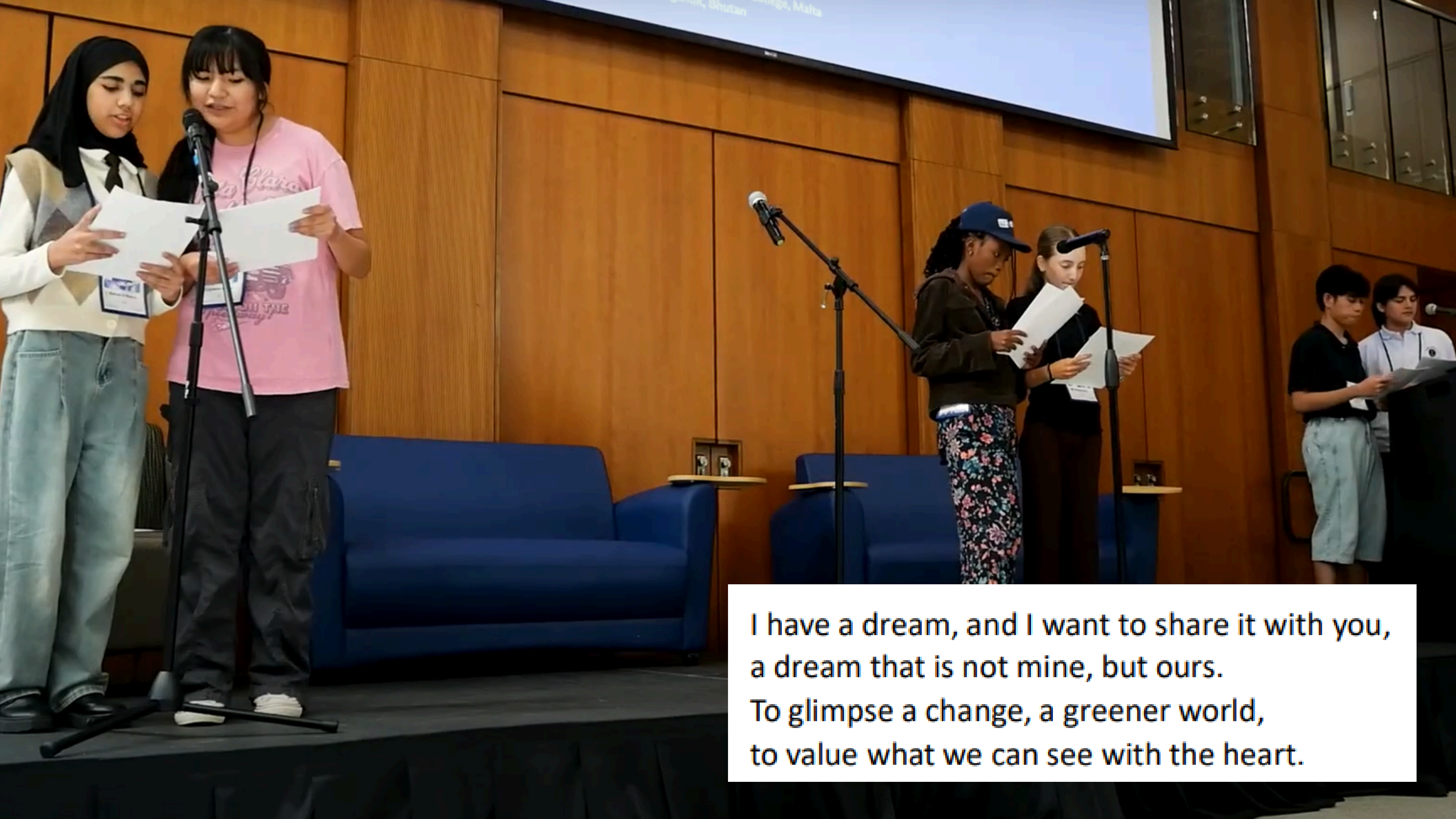
Q: Do you have a favorite song?

A: Absolutely, my dearest is Don't you forget about me from Simple Minds.

Q: That's wonderful! Thank you so much for your time. Have a great day!

A: No problem! If you need anything else, I'll be here.





I have a dream, and I want to share it with you,
a dream that is not mine, but ours.
To glimpse a change, a greener world,
to value what we can see with the heart.



Ar Spás Sácráilte

Fruits of the Holy Spirit
Joy, Peace, Patience, Kindness, Goodwill, Gentleness, Faithfulness, Self-control

An bhfuil sé? <input checked="" type="checkbox"/> <input type="checkbox"/>	An ndéir sé? <input checked="" type="checkbox"/> <input type="checkbox"/>
An bhfuil sí? <input checked="" type="checkbox"/> <input type="checkbox"/>	An ndéir sí? <input checked="" type="checkbox"/> <input type="checkbox"/>
An bhfuil siad? <input checked="" type="checkbox"/> <input type="checkbox"/>	An ndéir siad? <input checked="" type="checkbox"/> <input type="checkbox"/>
An bhfuil siad? <input checked="" type="checkbox"/> <input type="checkbox"/>	An ndéir siad? <input checked="" type="checkbox"/> <input type="checkbox"/>

Céard?	Conas a déarfó...?	Eoin
Cá?	Cad is brí le...?	Faithne
		Máirtín
		Alainn
		Breidne
		Marthaín
		Láir
		Línne
		Máire Éilín
		Dorcas Fíneál
		Sábhán



Let's give it
a try too.

4 outdoor activities

1. Tree Reporters Video

Take the role of Tree reporters = record a 1 min video interview with a tree.

Choose your own topic / questions for the interview (e.g. GLOBE topics, history, culture or anything that sparks interest of your group)

2. Poetry Writing

Make a brief observation of today's weather and write down a "weather report" in the form of a short poem (3 stanzas / paragraphs). You can perform it live at the end of the session.

3. Land Art Creation

Design a GLOBE Land Art of your choice, using only natural material (e.g., leaves, twigs, stones). Take a photo of / with your masterpiece.

4. Vlog including a song / dance

Select a GLOBE Program topic /environmental issue (such as water quality or climate change) that you want to highlight and bring attention to.

Record a 1-2 minute vlog explaining your personal stand on the topic/issue captured in the form of a song/dance performance.

What We Will Do?

Find 2-3 friends

50 minutes outside
for the activities

Choose two stations out of four

Have fun!

Share videos,
photos and poems

Meet outside the hotel to
share your art pieces



Let's go!

But first...
Group picture